

Sabre Sickle Short Case Fans (VSC)

- Swept impeller with Aerofoil blades, winglets and serrated trailing edge for optimum performance
- One shot die cast impeller, dynamically balanced for smoother operation
- Operating temperature up to 70°C
- External Rotor Motors on all models for compact efficient design
- All models speed controllable
- Guards fitted as standard on all models
- Thermal Overload Protection for motor protection
- Maintenance free sealed for life bearings
- 2 Year Guarantee



The latest generation of the Vent-Axia Sabre® Sickle Short Case fans incorporate the very latest FE2 Owlett impeller offering improved performance over the previous ranges with up to 7dB(A) reduction in sound and up to 15% improvement in efficiency ensuring the best available fan performance in its class. The advanced blade design is matched to a purpose designed external rotor motor to ensure unrivalled reliability and controllability.

Design and Development

Using a combination of NASA research into wing performance and winglets, coupled with a study of bird flight has enabled the development of the best available Sickle blade profile. Matching this to a purpose designed close fitting casing ensures best use of this blade technology thereby reducing noise and improving the performance in cased axial fans.

Construction

The Sabre® Sickle Short Case fan range share the same case lengths as the Euroseries Cased axial range making them fully interchangeable and compatible with the full range of Vent-Axia Accessories. The strong and compact short case is constructed from rolled steel plate and protected with a tough, epoxy paint finish. Casing dimensions are to DIN 24151 and flange dimensions are to ISO 6580.

Manufacture is controlled to BS EN ISO 9001. The compact motor/impeller unit is robustly supported within the casing by electro welded and epoxy coated steel rod mounting supports for ease of installation and service access. Suitable for all outdoor weather environments.

Impellers

The impellers incorporate the latest in Sickle blade aerofoil technology to ensure minimum sound and maximum performance. Impellers up to 400mm diameter are moulded from a composite polymer, impellers above this size are Aluminium. The motors and impellers are factory matched, statically and dynamically balanced to ISO 1940 part 1, Quality Class G.6.3.

Motors

The external rotor motors are specifically designed and styled for this range of fan. Ball bearings are greased for life. Sizes 315 - 710 motors are protected to IP54 against dust and moisture, complying with BS EN 60529.

They have ribbed aluminium body castings for efficient cooling with Motor insulation to Class 'F' (from -40°C to +70°C). Speed controlled sizes 450 to 710, 6 & 8 pole motors are only suitable for operating temperatures of up to 40°C.

Electrical

The Sabre® Sickle Short Case fan range is available for either single phase 220-240V 50 Hz capacitor start and run or three phase 380-415V 50Hz. Motors are fitted with Thermal Overload Protection which should be wired into all controller circuits and into starter contactors to prevent motor damage due to overloading / overheating.

Speed Control

Units are suitable for speed control by either electronic, voltage reduction or frequency inverters where permissible. For optimum efficiency and controllability Vent-Axia recommend the use of the eDemand Inverter Controller to give close control via sensors or manual control.

Form of Running

Cased mounted fans (ex-stock) are supplied for extract use (Form 'B' running).

Performance

The fan performance is in accordance with tests to ISO 5801.

Sound Levels

Fan sound levels are measured in a reverberant chamber in accordance with ISO 3744 Part 1. Published dB(A) figures are free field sound pressure levels at 3m with spherical propagation at a reference level of 2×10^{-5} Pa (20 micro-Pascal). The sound power level spectra figures are dB with a reference level of 10^{-12} Watts (1 pico-watt).

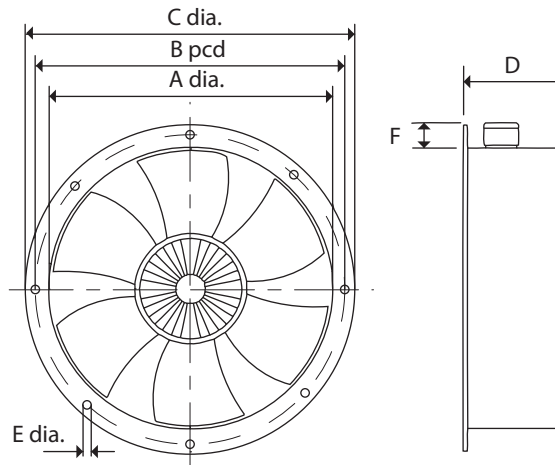
To ensure minimum noise levels during speed control, either an auto transformer or eDemand inverter speed control is recommended.

Accessories

A full range of accessories is available with the Sabre® Sickle Short Case fans:

- Electronic Speed Controllers
- Auto Transformer Speed Controllers
- eDemand Inverter Speed Control
- D.O.L. Starters
- Ancillary Packs
- Attenuators

Fan Dimensions (mm)

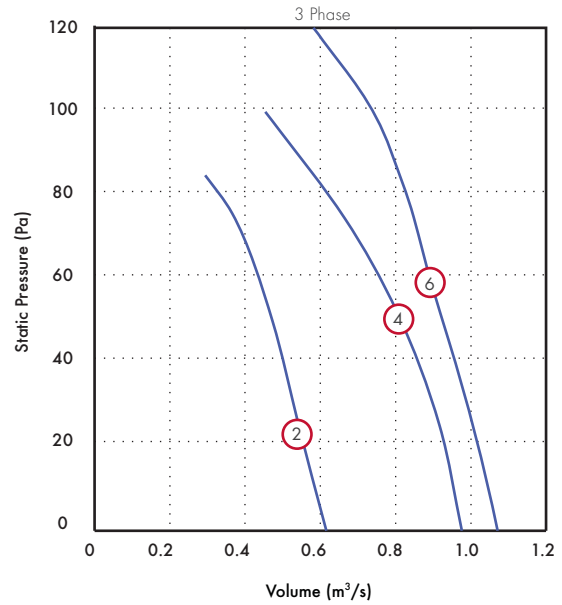
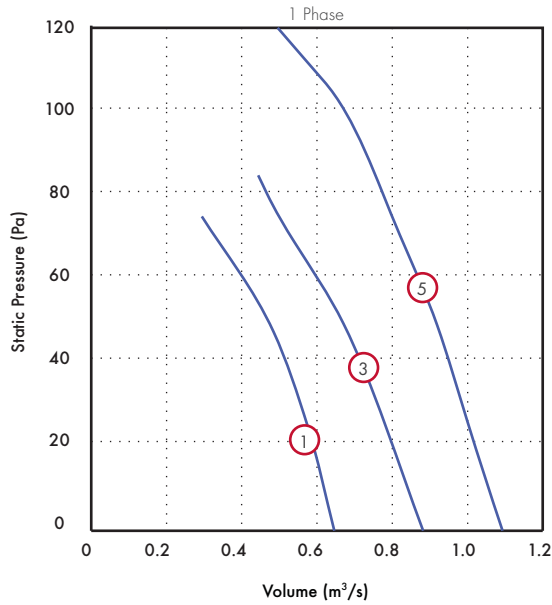


Stock Ref	Kg	A	B	C	D	E	n*	F
VSC31514	7	316	356	382	136.5	9.5	8	65
VSC31534	7	316	356	382	136.5	9.5	8	65
VSC35514	7	356	395	421	136.5	9.5	8	65
VSC35534	7.1	359	395	421	135	9.5	8	65
VSC40014	8.3	400	438	466	155	9.5	12	65
VSC40034	8.3	400	438	466	155	9.5	12	65
VSC45014	15.7	451	487	515	160	9.5	12	65
VSC45034	14.2	451	487	515	160	9.5	12	65
VSC45036	14.2	451	487	515	160	9.5	12	65
VSC50014	16.8	503	541	567	166	9.5	12	65
VSC50034	16.8	503	541	567	166	9.5	12	65
VSC50036	16.8	503	541	567	166	9.5	12	65
VSC56014	29.7	559	605	635	210	11.5	16	75
VSC56034	21.3	559	605	635	210	11.5	16	75
VSC56036	21.3	559	605	635	210	11.5	16	75
VSC63034	35.8	634	674	707	225.5	11.5	16	75
VSC63036	35.8	634	674	707	225.5	11.5	16	75
VSC71036	41.8	711	751	785	260	11.5	16	75
VSC71016	36.8	711	751	785	260	11.5	16	75
VSC71038	41.8	711	751	785	260	11.5	16	75

*n = number of holes

Performance Curves

315 to 400 dia. - Pole 4



Performance Guide

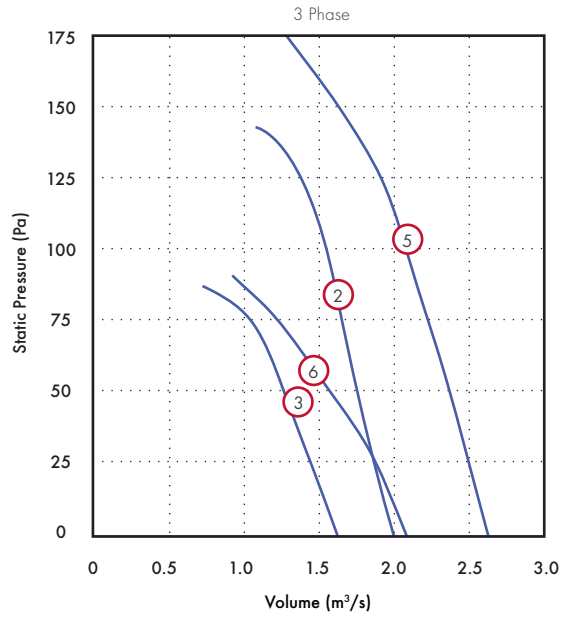
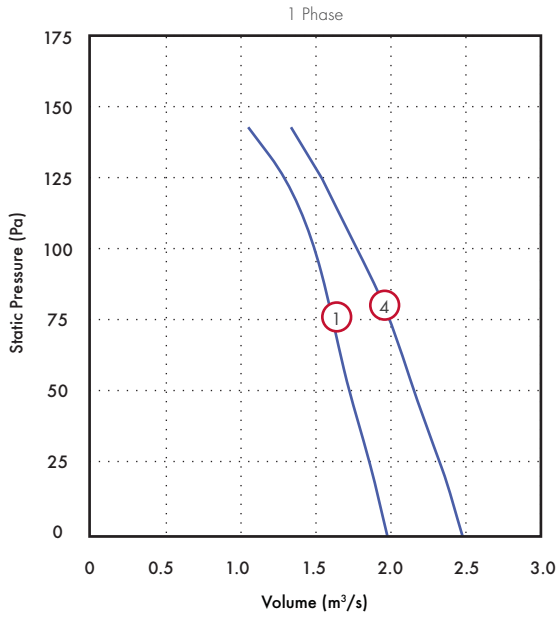
Stock Ref	Supply	IP	Motor Rating	F.L.C. kW	S.C. Amps	Poles	rpm	Curve	Volume m ³ /s @ Pa					dB(A) @ 3.0m	
									0	25	50	75	100		
VSC31514	230/1/50	IP54	0.12	0.54	11.2	4	1360	1	Volume m ³ /s	0.65	0.58	0.47	0.29		44
									Power Watts	85	93	100	110		
VSC31534	400/3/50	IP54	0.12	0.39	1.56	4	1450	2	Volume m ³ /s	0.62	0.54	0.47	0.38		47
									Power Watts	105	115	117	120		
VSC35514	230/1/50	IP54	0.13	0.56	2.24	4	1260	3	Volume m ³ /s	0.88	0.78	0.67	0.50		48
									Power Watts	145	155	167	181		
VSC35534	400/3/50	IP54	0.19	0.4	1.6	4	1390	4	Volume m ³ /s	0.98	0.92	0.82	0.67	0.44	48
									Power Watts	155	166	174	179	186	
VSC40014	230/1/50	IP54	0.24	1.05	4.2	4	1340	5	Volume m ³ /s	1.09	1.00	0.92	0.79	0.67	46
									Power Watts	183	197	210	224	236	
VSC40034	400/3/50	IP54	0.23	0.46	1.84	4	1360	6	Volume m ³ /s	1.07	1.01	0.92	0.85	0.74	44
									Power Watts	168	184	200	214	228	

Sound Power Level Spectra dB (ref 10⁻¹² Watts)

Stock Ref	63Hz	125Hz	250Hz	500Hz	1KHz	2KHz	4KHz	8KHz	dB(A) @ 3.0m
VSC31514	71	70	65	60	58	59	55	47	44
VSC31534	75	71	62	60	61	62	59	51	47
VSC35514	67	70	67	64	58	60	53	45	48
VSC35534	74	66	61	63	64	63	59	53	48
VSC40014	72	73	66	62	60	59	54	48	46
VSC40034	67	67	61	60	60	59	54	48	44

Performance Curves

450 to 500 dia. - Pole 4 & 6



Performance Guide

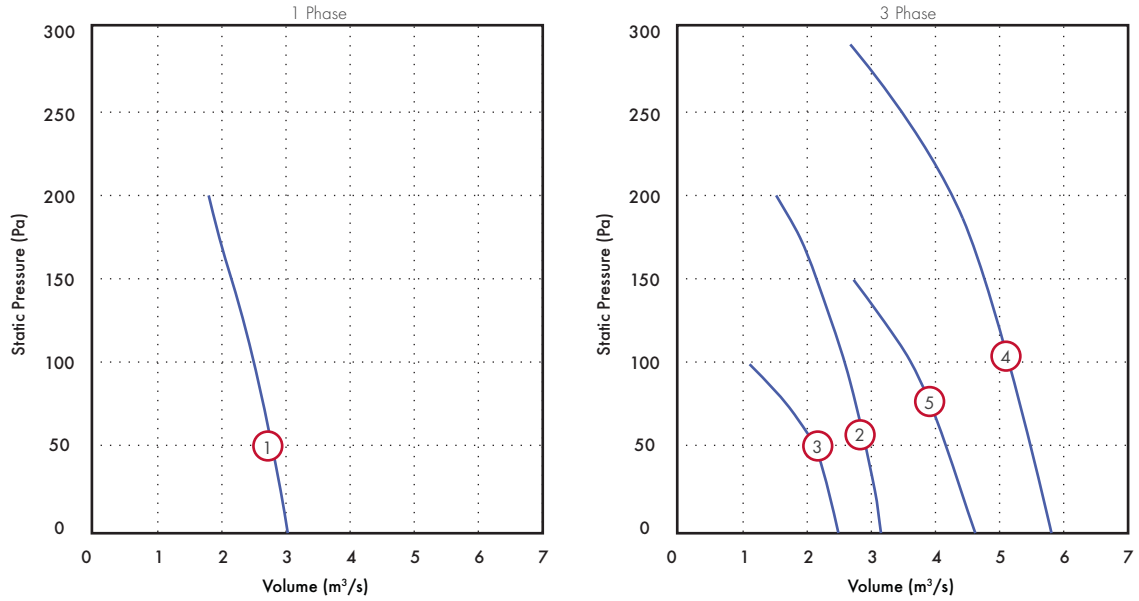
Stock Ref	Supply	IP Rating	Motor kW	F.L.C Amps	S.C. Amps	Poles	rpm	Curve	Volume m ³ /s @ Pa							dB(A) @ 3.0m			
									0	25	50	75	100	125	150		175		
VSC45014	230/1/50	IP54	0.6	2.9	11.6	4	1320	①	Volume m ³ /s	1.98	1.86	1.72	1.58	1.50	1.31				49
									Power Watts	481	490	510	530	537	546				
VSC45034	400/3/50	IP54	0.54	1.1	4.4	4	1350	②	Volume m ³ /s	2.00	1.89	1.75	1.68	1.53	1.41				49
									Power Watts	446	450	485	510	523	532				
VSC45036	400/3/50	IP54	0.36	0.66	2.64	6	1020	③	Volume m ³ /s	1.623	1.448	1.254	1.056						44
									Power Watts	333	351	364	372						
VSC50014	230/1/50	IP54	0.72	3.2	12.8	4	1230	④	Volume m ³ /s	2.48	2.33	2.14	2.02	1.78	1.54				51
									Power Watts	626	649	670	696	710	740				
VSC50034	400/3/50	IP54	0.84	1.45	5.8	4	1340	⑤	Volume m ³ /s	2.63	2.50	2.38	2.22	2.08	1.91	1.63	1.28		52
									Power Watts	616	653	683	713	739	765	802	829		
VSC50036	400/3/50	IP54	0.54	0.96	3.84	6	940	⑥	Volume m ³ /s	2.08	1.89	1.57	1.25						47
									Power Watts	472	498	517	530						

Sound Power Level Spectra dB (ref 10⁻¹² Watts)

Stock Ref	63Hz	125Hz	250Hz	500Hz	1KHz	2KHz	4KHz	8KHz	dB(A) @ 3.0m
VSC45014	67	69	71	63	63	63	59	53	49
VSC45034	72	70	65	65	64	64	59	53	49
VSC45036	71	66	60	60	60	58	51	43	44
VSC50014	71	75	67	63	67	68	60	52	51
VSC50034	74	72	66	66	68	68	62	56	52
VSC50036	77	77	72	66	64	61	54	47	47

Performance Curves

560 to 630 dia. - Pole 4 & 6



Performance Guide

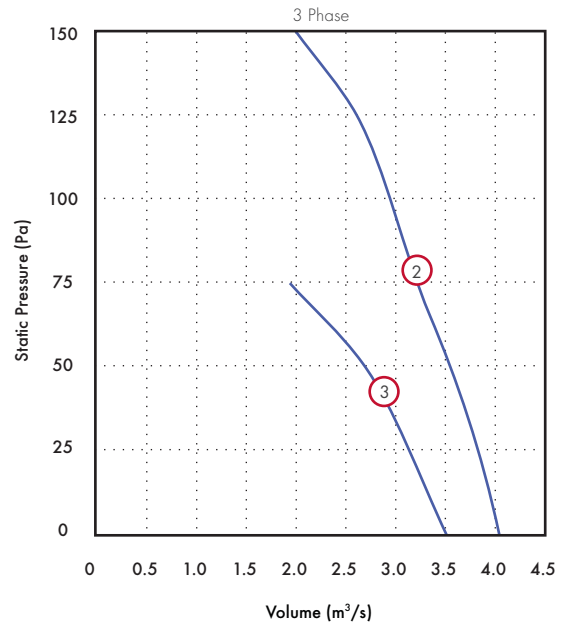
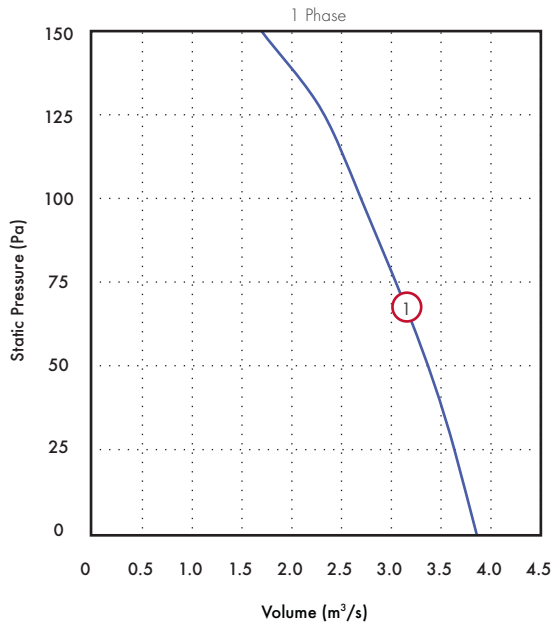
Stock Ref	Supply	IP Rating	Motor kW	F.L.C. Amps	S.C. Amps	Poles	rpm	Curve	Volume m³/s @ Pa										dB(A) @ 3.0m			
									0	25	50	75	100	125	150	175	200	225		250	275	
VSC56014	230/1/50	IP54	1.15	5	20	4	1330	1	Volume m³/s	3.03	2.92	2.78	2.67	2.50	2.36	2.15	1.96	1.79			62	
									Power Watts	824	850	910	946	996	1020	1055	1085	1114				
VSC56034	400/3/50	IP54	1.05	2.2	8.8	4	1280	2	Volume m³/s	3.15	3.06	2.89	2.76	2.59	2.39	2.14	1.89	1.52			57	
									Power Watts	742	770	830	870	910	945	975	1014	1044				
VSC56036	400/3/50	IP54	0.58	1.1	4.4	6	880	3	Volume m³/s	2.47	2.28	2.06	1.67	1.11							51	
									Power Watts	560	580	605	628	650								
VSC63034	400/3/50	IP54	2.4	4.6	18.4	4	1320	4	Volume m³/s	5.81	5.64	5.50	5.35	5.21	5.00	4.69	4.54	4.23	3.61	3.56	3.40	60
									Power Watts	2396	2440	2511	2550	2603	2650	2700	2735	2750	2762	2769	2759	
VSC63036	400/3/50	IP54	1.5	2.6	10.4	6	1040	5	Volume m³/s	4.62	4.39	4.17	3.91	3.63	3.21	2.72						55
									Power Watts	1608	1640	1677	1695	1722	1741	1753						

Sound Power Level Spectra dB (ref 10⁻¹² Watts)

Stock Ref	63Hz	125Hz	250Hz	500Hz	1KHz	2KHz	4KHz	8KHz	dB(A) @ 3.0m
VSC56014	79	78	74	74	77	77	73	66	62
VSC56034	84	78	76	74	75	74	70	63	57
VSC56036	77	77	67	66	67	66	60	54	51
VSC63034	85	80	77	75	78	77	71	66	60
VSC63036	84	75	71	71	74	71	65	59	55

Performance Curves

710 dia. - Pole 6 & 8



Performance Guide

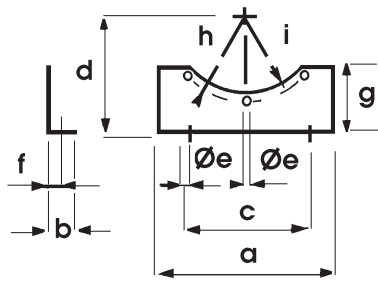
Stock Ref	Supply	IP Rating	Motor kW	F.L.C Amps	S.C. Amps	Poles	rpm	Curve	Volume m³/s @ Pa						dB(A) @ 3.0m		
									0	25	50	75	100	125		150	
VSC71016	230/1/50	IP54	0.95	4.4	17.6	6	850	1	Volume m³/s	3.859	3.637	3.399	3.056	2.677	2.333	1.695	52
									Power Watts	607	666	705	750	808	850	950	
VSC71036	400/3/50	IP54	0.94	1.7	6.8	6	900	2	Volume m³/s	4.042	3.861	3.611	3.194	2.919	2.608	1.994	49
									Power Watts	560	590	670	768	813	861	931	
VSC71038	400/3/50	IP54	0.62	1.05	4.2	8	690	3	Volume m³/s	3.512	3.115	2.694	1.936				45
									Power Watts	451	510	560	615				

Sound Power Level Spectra dB (ref 10⁻¹² Watts)

Stock Ref	63Hz	125Hz	250Hz	500Hz	1KHz	2KHz	4KHz	8KHz	dB(A) @ 3.0m
VSC71016	81	81	72	69	70	67	61	57	52
VSC71036	69	69	68	67	68	65	59	52	49
VSC71038	66	63	63	65	62	59	50	44	45

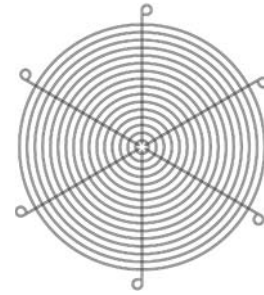
Accessories Dimensions (mm)

Mounting Feet (Pack of 2)



Stock Ref	a	b	c	d	Øe	f	g	h	i
MFZ315	315	40	265	200	10	20	71	178	166
MFZ355	350	40	300	225	10	20	81.5	197.5	186
MFZ400	250	40	220	250	10	20	78	219	205
MFZ450	275	40	240	275	10	20	82	243.5	230
MFZ500	315	50	280	315	1	25	100	270.5	255
MFZ560	355	50	320	355	12	25	97	302.5	285
MFZ630	400	50	360	400	12	25	108.5	337	320
MFZ710	465	50	415	450	12	25	118.5	375.5	362

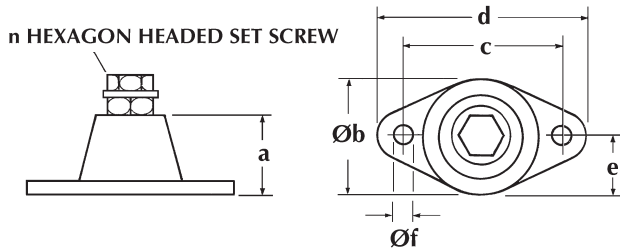
Inlet Wire Guard 'K' factor loss 0.25



Stock Ref	Dia
WGZ315	375
WGZ355	414
WGZ400	461
WGZ450	506
WGZ500	560
WGZ560	626.5
WGZ630	695.5
WGZ710	772.5

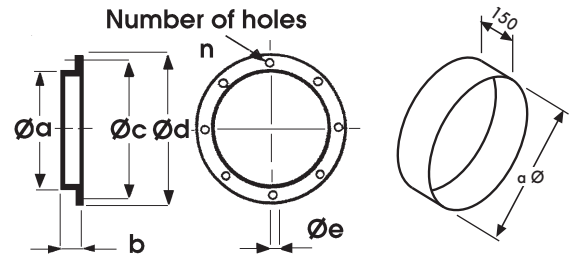
For more information on the 'K' factor, refer to General Information Section

Anti-Vibration Mounts (Pack of 4) - All Models



Stock Ref	a	Øb	c	d	e	Øf	n	load kg
68MP033G	27	37	54	67	18.5	7	M8	23

Coupling Flange



Stock Ref	Øa	b	Øc	Ød	Øe	Øf	n
CFZ315	313	40	356	382	10	319	8
CFZ355	353	40	395	421	10	359	8
CFZ400	398	45	438	466	10	404	12
CFZ450	448	45	487	515	10	454	12
CFZ500	498	45	541	567	10	504	12
CFZ560	558	45	605	635	12	564	16
CFZ630	628	45	674	707	12	634	16
CFZ710	708	50	751	785	12	714	16

Accessories



eDemand 1ph

Stock Ref	Supply	Electronic Controller*	5 Step Auto Transformer	eDemand Voltage*	eDemand 3ph Inverter	in 3ph out Inverter	eDemand 1Ph Inverter	D.O.L Starter	Overload
VSC31514	230/1/50	W10303102M	10314102	444164	-	-	444169	444744	444699
VSC31534	400/3/50	-	10314301	444166	444172	444177	-	444747	444699
VSC35514	230/1/50	W10303102M	10314102	444164	-	-	444169	444744	444699
VSC35534	400/3/50	-	10314301	444166	444172	444177	-	444747	444698
VSC40014	230/1/50	W10303102M	10314102	444164	-	-	444169	444744	444700
VSC40034	400/3/50	-	10314301	444166	444172	444177	-	444747	444698
VSC45014	230/1/50	10303103	10314103	444164	-	-	444169	444744	444702
VSC45034*	400/3/50	-	10314302	444166	444172	444177	-	444747	444700
VSC45036*	400/3/50	-	10314301	444166	444172	444177	-	444747	444699
VSC50014	230/1/50	10303106	10314105	444164	-	-	444169	444744	444702
VSC50034*	400/3/50	-	10314302	444166	444172	444177	-	444747	444700
VSC50036*	400/3/50	-	10314301	444166	444172	444177	-	444747	444700
VSC56014	230/1/50	10303106	10314105	444164	-	-	444170	444744	444703
VSC56034	400/3/50	-	10314304	444166	444173	444177	-	444747	444701
VSC63034*	400/3/50	-	10314304	444166	444173	444177	-	444747	444703
VSC63036*	400/3/50	-	10314304	444166	444173	444177	-	444747	444702
VSC71036*	400/3/50	-	10314302	444166	444172	444177	-	444747	444701
VSC71016	230/1/50	10303106	10314105	444164	-	-	444170	444744	444703
VSC71038*	400/3/50	-	10314302	444166	444172	444177	-	444747	444700

* Electronic Voltage controllers may cause motor noise and vibration at lower speeds, transformer or Inverter recommended for noise sensitive applications

* All models are supplied with 2 speed delta/star connection motors, as standard. (Sizes 450 to 630 are 4/6 Pole)

Guards: Some installations may occur where additional safety parts are needed, to ensure safety in operation. For example, the unit may be fitted at the inlet or outlet end of a ducted ventilation system, thereby exposing the impeller/motor to unguarded access. In this event, the installer must fit a safety guard complying to current regulations. These guards are available as an optional extra.

Where inverters are utilised these must include Sine filters, as included within our eDemand range of inverters.

Fan Dia	Mounting Feet Wire (pack of 2) Stock Ref	Inlet Wire Guard Stock Ref	Coupling Flange Stock Ref	Axial Ancillary Pack Stock Ref	Cased Axial Attenuator Stock Ref	Cased Axial Attenuator Pod 1D Stock Ref	Cased Axial Pod 2D Stock Ref
315	MFZ315	WGZ315	CFZ315	APZ315	ACZ3151D	ACZ3151DP	ACZ3152DP
355	MFZ355	WGZ355	CFZ355	APZ355	ACZ3551D	ACZ3551DP	ACZ3552DP
400	MFZ400	WGZ400	CFZ400	APZ400	ACZ4001D	ACZ4001DP	ACZ4002DP
450	MFZ450	WGZ450	CFZ450	APZ450	ACZ4501D	ACZ4501DP	ACZ4502DP
500	MFZ500	WGZ500	CFZ500	APZ500	ACZ5001D	ACZ5001DP	ACZ5002DP
560	MFZ560	WGZ560	CFZ560	APZ560	ACZ5601D	ACZ5601DP	ACZ5602DP
630	MFZ630	WGZ630	CFZ630	APZ630	ACZ6301D	ACZ6301DP	ACZ6302DP
710	MFZ710	WGZ710	CFZ710	APZ710	ACZ7101D	ACZ7101DP	ACZ7102DP