

ACM 250-315

- Available in two sizes
- Simple installation
- Supplied complete for installation
- Optimise fan performance by using an approved Vent-Axia controller
- Diagonal impeller with stator
- Galvanized metal housing
- Integrated thermal switch
- Includes a mounting bracket
- Designed to meet IP54



Ducted Ventilation

Vent Axia has designed a complete range of energy efficient Mixed Flow In-Line fans for use with rigid and flexible ducting.

In-line Mixed Flow fans offer two and half times the pressure of conventional axial fans and are dimensionally more compact making them ideal for many ducted applications.

The ACM Mixed Flow In-Line fan can operate in both horizontal and vertical positions and can be mounted to meet its optimum performance.

Motor

All motors are fitted with Standard Thermal Overload Protection (S.T.O.P.). Designed for ambient temperatures up to +50°C. All sizes with capacitor run motors. ACM 250 and 315 are Class I appliances. Supply voltage 220-240V/1/50Hz.

Models

Model	Stock Ref
ACM250	17110010
ACM315	17112010

ACM 250 Controller

For optimum performance use a Vent-Axia electronic controller. Surface mounted providing variable speed control with an On/Off/sensor slider with indication light. There is an adjustable minimum speed setting. The controller is radio suppressed to BS EN 55014 and electrical connections for use with suitable external sensors are provided.

1.5 Amp Controller – Suitable for 250mm model Dimensions: 86 x 156 x 53mm (H x W x D).

Model	Stock Ref
1.5A Electronic Controller	W300310

ACM315 Controller

Used in conjunction with speed controllable fans to provide 5 stepped speed without electronic motor 'hum'. Several fans can be connected to one transformer provided their combined load does not exceed the controller rating.

Single phase: 3.0amp. Rotary switch giving On/Off and five speeds.

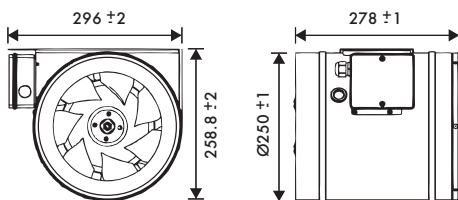
Output voltages at 240V/1PH/50Hz 0, 90, 115, 140, 175, 240 volts.

Neon indicator. Enclosures are protected to IP54.

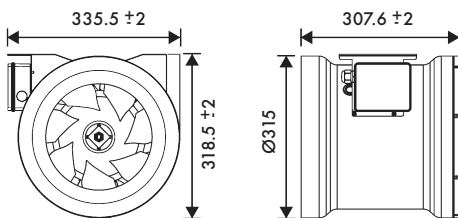
Dimensions: 135 x 170 x 117mm (H x W x D).

Model	Stock Ref
3A Transformer Controller	10314103

Dimensions (mm)

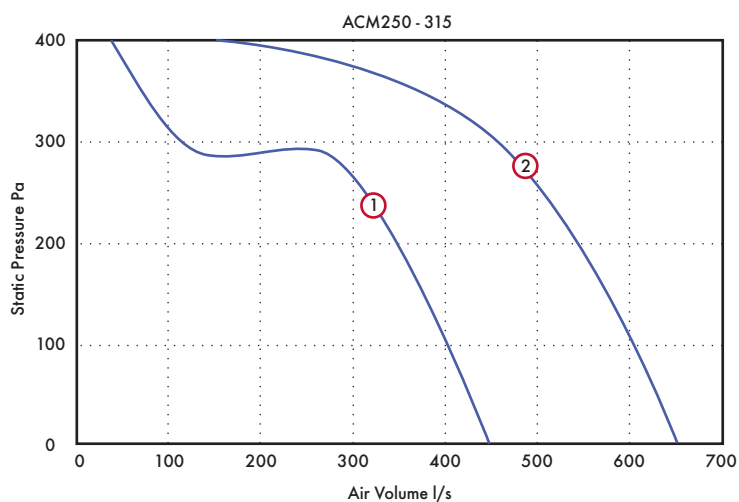


ACM250



ACM315

Performance Guide



Dia.	Stock Ref.	Poles	r.p.m	IP Rating	Curve Ref.	l/s @ Pa					S.C. Amps	F.L.C Amps	dBA @ 3m
						0	100	200	300	400			
250	17110010	2	2720	IP54	1	450	410	350	120	40	0.8	1	53
315	17112010	2	2840	IP54	2	650	610	540	460	150	1.2	1.6	56

Sound Data

Dia.	Spectrum	l/s @ Pa								dBA @ 3m
		125	250	500	1k	2k	4k	8k		
250	Inlet	34	54	61	65	67	66	55	72	
250	Outlet	39	64	68	71	70	66	55	78	
250	Casing	34	41	43	46	46	42	37	54	
315	Inlet	45	60	66	68	69	67	56	75	
315	Outlet	47	69	73	74	72	66	57	79	
315	Casing	38	41	46	50	49	46	41	58	