


# **VARSU**

## **Remote switch Unit**

Installation and Wiring Instructions



Stock Ref. N°

**436494**

**220-240V~50Hz**

***Vent-Axia***<sup>®</sup>

PLEASE READ INSTRUCTIONS IN CONJUNCTION WITH THE ILLUSTRATIONS.  
PLEASE SAVE THESE INSTRUCTIONS

All regulations and requirements

**MUST** be strictly followed to prevent hazards to life and property both during and after installation, and during any subsequent servicing and maintenance.



## IMPORTANT

All Electrical connections should be made by a properly qualified electrician. The siting and installation **MUST** comply with the current I.E.E Regulations (BS7671 UK) or the appropriate standards in your country.

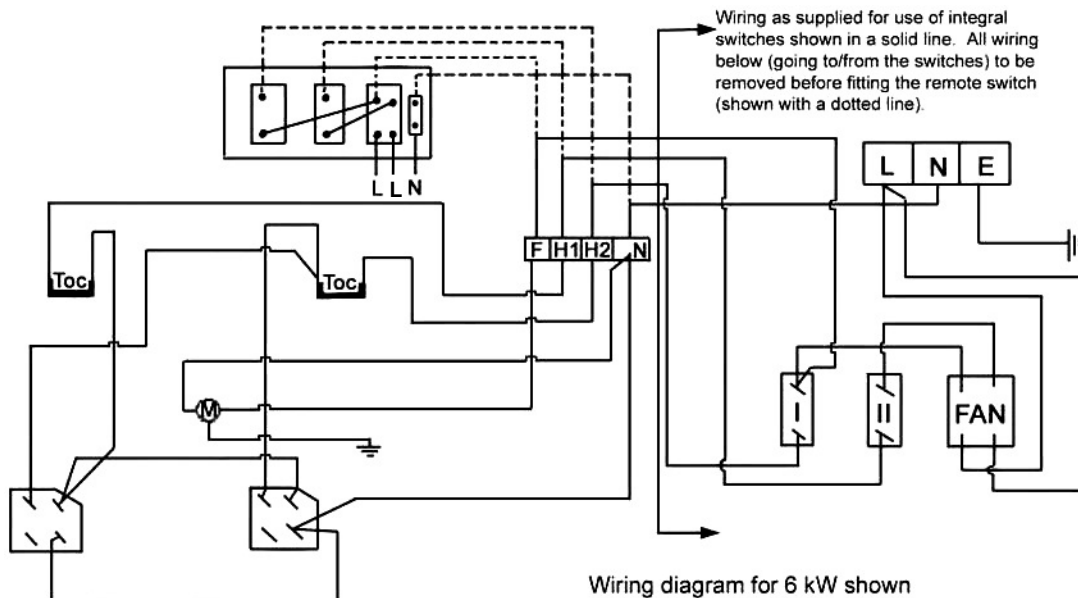
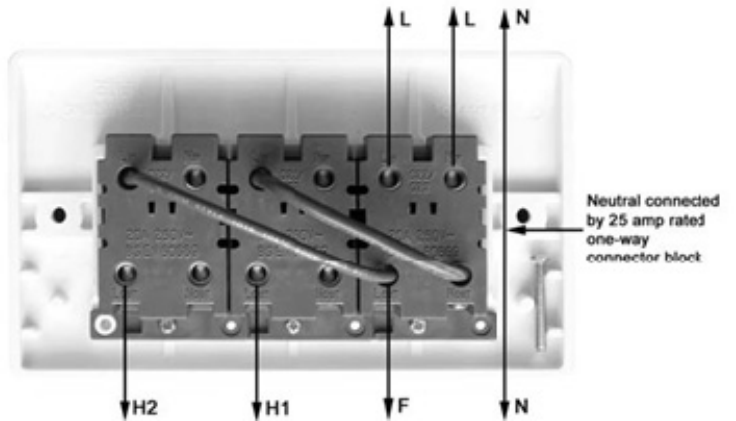
The Remote Switch Unit VARSU is for use with air curtains and other heaters where remote switching is required. The unit comprises of one 32A double pole and two 20A double pole switches in a surface mounting box, 166mm x 86mm x 40mm deep. The unit is supplied wired for use.

## Wiring

All wiring connected to the heater switches and 3-way terminal block should be removed and connections between the 4-way terminal block and the remote switch made as shown in the diagram below. The neutral is not switched.

A suitable double pole isolation switch should be incorporated in the circuit.

For safety reasons, a sound earth connection must always be made to the unit before use.



Wiring diagram for 6 kW shown

## The **Vent-Axia** Guarantee

Applicable only to products installed and used in the United Kingdom. For details of guarantee outside the United Kingdom contact your local supplier.

Vent-Axia guarantees its products for two years from date of purchase against faulty material or workmanship. In the event of any part being found to be defective, the product will be repaired, or at the Company's option replaced, without charge, provided that the product:-

- Has been installed and used in accordance with the instructions given with each unit.
- Has not been connected to an unsuitable electricity supply. (The correct electricity supply voltage is shown on the product rating label attached to the unit).
- Has not been subjected to misuse, neglect or damage.
- Has not been modified or repaired by any person not authorised by the company.

### IF CLAIMING UNDER TERMS OF GUARANTEE

Please return the complete product, carriage paid to your original supplier or nearest Vent-Axia Centre, by post or personal visit. Please ensure that it is adequately packed and accompanied by a letter clearly marked "Guarantee Claim" stating the nature of the fault and providing evidence of date and source of purchase.

# Vent-Axia®

Head Office: Fleming Way, Crawley, West Sussex, RH10 9YX.

UK NATIONAL CALL CENTRE, Newton Road, Crawley, West Sussex, RH10 9JA

SALES ENQUIRIES: Tel: 0844 8560590 Fax: 01293 565169

TECHNICAL SUPPORT: Tel: 0844 8560594 Fax: 01293 539209

For details of the warranty and returns procedure please refer to [www.vent-axia.com](http://www.vent-axia.com) or write to Vent-Axia Ltd, Fleming Way, Crawley, RH10 9YX