

Lo-Carbon Revive/SELV

- Designed specifically with Social Housing needs in mind
- Continuous running bathroom and kitchen fan
- Extracts up to 60l/s
- Easy to read LED display for commissioning and data gathering
- Intelligent Smart Sense™ technology tells you days run, boost hours run, energy used
- Innovative Multi-Vortex technology ensures high performance but low sound and energy levels
- 5 or 7 year warranty options
- Small footprint with optional decoration frame



Designed for Social Housing

The award winning, intelligent Lo-Carbon Revive is a new filter-less unitary fan designed to meet the specific needs of social housing. Boasting powerful, quiet, efficient ventilation, Revive provides good indoor air quality and comfort for residents while being quick and easy to install, low maintenance and reliable.

Smart Sense™ Technology

Featuring Smart Sense™ intelligent technology Revive is quick and easy to install due to its simple alpha numeric LED display which is clear, easy to read and has a three-button menu for commissioning and data gathering. Smart Sense™ technology even tells the LED display which orientation to use depending on whether it is wall or ceiling mounted. All of which saves time on site and reduces installation complications.

The display also shows real-time data so landlords can reassure residents of the low-running costs. This includes data such as days run, hours on trickle or boost, and even more specifically, hours run on boost triggered by the humidity sensor. Revive can also tell you how much energy the fan has used.

Multi-Vortex™ Technology

Revive is low maintenance since its market-leading Multi-Vortex™ technology does not require a filter, while the highly sculpted interior actively repels dust, avoiding clogging, thus helping to avoid call backs. In addition the Multi-Vortex™ technology has a high-pressure hybrid impeller that is powerful and efficient, yet quiet – everything you need for the Social Housing resident.

Multiple configuration options

Revive can extract up to 60l/s from a kitchen, but upon installation you have the choice to change the setting to allow for installation in a bathroom. The installer can also select a ducted mode or a through the wall mode. All selected via the intuitive LED display.

Models



Lo-Carbon Revive 7/SELV 7

A universal kitchen or bathroom HTP fan with options to be continuous running or intermittent. Adjustable trickle speed between 6-12l/s and boost speeds of 15, 30 and 60. Day logger and power run meter as standard. 7 year warranty. Adjustable dynamic ambient response humidity sensor. Timer adjustable between 1 and 30 minutes. In built boost activated by pullcord, humidity sensor, switched live or remote button. Tile front for discreet installation.

Model	Stock Ref
Lo-Carbon Revive 7	473848
Lo-Carbon Revive SELV 7	473849



Lo-Carbon Revive 5/SELV 5

A universal kitchen or bathroom HTP fan with options to be continuous running or intermittent. Adjustable trickle speed between 6-12l/s and boost speeds of 15, 30 and 60. Day logger and power run meter as standard. 5 year warranty. Adjustable dynamic ambient response humidity sensor. Timer adjustable between 1 and 30 minutes. In built boost activated by pullcord, humidity sensor, switched live or remote button. Open front grille.

Model	Stock Ref
Lo-Carbon Revive 5	473850
Lo-Carbon Revive SELV 5	473851



Lo-Carbon Revive/SELV

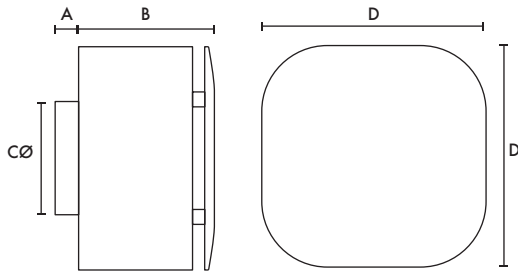
A universal kitchen or bathroom HTP fan with options to be continuous running or intermittent. Adjustable trickle speed between 6-12l/s and boost speeds of 15, 30 and 60. 5 year warranty. Adjustable dynamic ambient response humidity sensor. Timer adjustable between 1 and 30 minutes. In built boost activated by pullcord, humidity sensor, switched live or remote button. Open front grille.

Model	Stock Ref
Lo-Carbon Revive	473852
Lo-Carbon Revive SELV	473853

Accessories

Model	Stock Ref
Wall Kit White	254102
Wall Kit Brown	254100
Conversion Kit	408680
Ceiling Kit	407928
Window Kit	407927
Decoration Frame	474041

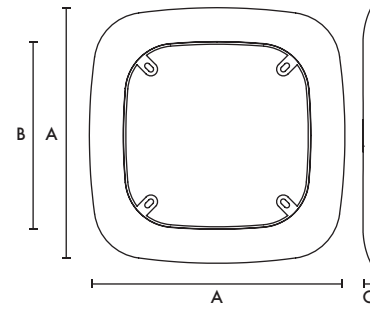
Dimensions (mm)



A	B*	CØ	D
30	132/102	99	193

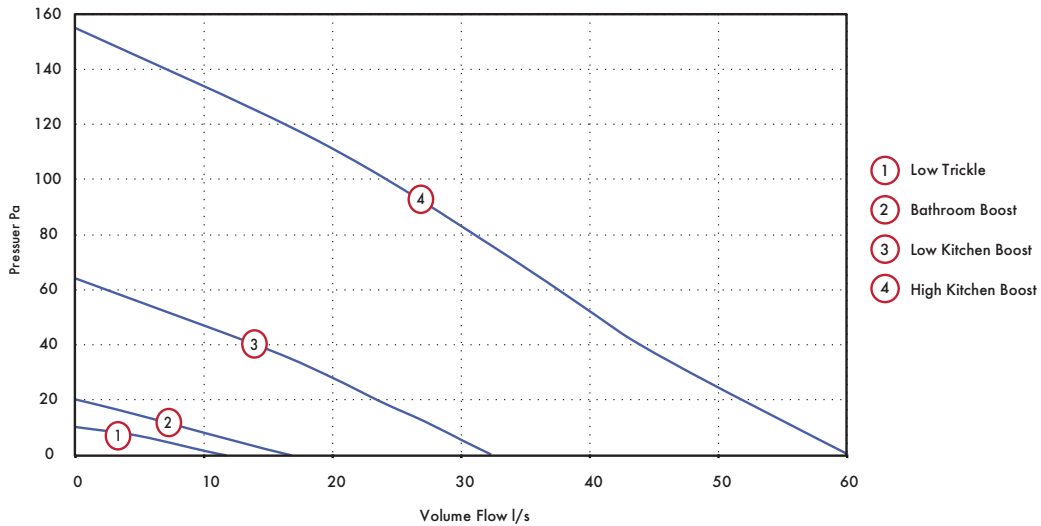
*Closed/Open Grille

Decoration Frame Dimensions (mm)



A	B	C
259	191	10

Performance Guide



Model	Extract Performance (l/s)				Power Consumption (Watts)				Sound Data (dB(A))			
	Trickle Low	Bathroom Boost	Low Kitchen Boost	High Kitchen Boost	Trickle Low	Bathroom Boost	Low Kitchen Boost	High Kitchen Boost	Trickle Low	Bathroom Boost	Low Kitchen Boost	High Kitchen Boost
Revive	9	15	30	60	1.4	2	6	26	15	21	33	47